

GTX GEX

16/18/20s
3-WHEEL/4-WHEEL

ELECTRIC 48 VOLT
1600 / 1800 / 2000 kg
(3200 / 3600 / 4000 lbs.)



CLARK[®]
THE FORKLIFT



- Superelastic tyres provide a soft ride and allow for indoor/outdoor operation.

- The low step height means frequent entry and exit is easy and less tiring for the operator.



Highly Maneuverable, Easily Serviceable, Broadly Flexible, Extremely Dependable

Wet and uneven floors, and tight working environments are not a problem for the GTX 3-wheel or GEX 4-wheel trucks. Just enjoy the exceptional performance and maneuverability. Various options, like cabins or mini-levers, ensures that you will always have the right truck for your working conditions.

90°

The 90° turn steer axle on the **GTX** allows for the tightest turn in the industry. Having the pivot point centered between both drive wheels while using dual motors, the GTX provides the tightest possible turn radius.

- Driving with remarkable acceleration, gradeability, and stability is always available with the GTX or GEX16-20s. Each motor's speed and direction is proportionally regulated by the steer tyre position. A ZERO TURN STEER AXLE enables 101% perfect turning radius on a GEX16-20s.

**Smooth Control + Easy Operation =
Operator Confidence & Optimum Comfort**



shown with optional equipment

- Standard hydraulic levers are conveniently mounted on the hood, beside the operator for comfortable, effortless access. Optional mini levers and joysticks are also available.



GTX/GEX STANDARD FEATURES & BENEFITS



HEAVY DUTY AC DRIVE MOTORS & AXLES

■ Fewer Parts & Minimum Wear = Less Downtime and Cost = Higher Return on Investment

- Enclosed • Brushless • Thermal protection
- Stall protection • Suitable for wet applications
- Dual/powered reversing for tight turns

REGENERATIVE & WET DISC BRAKES

■ Three Forms of Regenerative Braking

- Accelerator release. (Proportional to accelerator position)
- Change of direction. (Proportional to accelerator position)
- Service brake. (Foot Brake)

■ Wet Disc Brakes

- Enclosed and oil cooled for smooth, quiet operation.
- Built with long life lining material.
- Less downtime.



100% AC SYSTEM

■ High Performance

- Rivals IC truck performance in speed, acceleration and gradeability.

■ Auto Shut-Down

- Protects your investment. The motor temperature is always monitored, in case of overheating the motors performance will automatically be reduced.

■ Battery Capacity

- GTX/GEX 16 can accommodate 500 Ah battery.
- GTX/GEX 18/20s can accommodate 625 Ah battery.

Standard Equipment

- Wet Disc Brakes
- Single Aux Valve
- Tilt Steer Column
- 90° Steer Axle GTX
- 101° Steer Axle GEX
- Regenerative Braking
- Superelastic Tyres
- Hood Mounted Levers
- Vinyl Full Suspension Seat
- Hydrostatic Power Steering
- Power Reversing Drive Motors
- OHG Mounted 12 Volt Head Lights
- Programmable, LCD Dash Display
- 100% AC (drive and pump control)
- Turn signal lamp (front)
- Back-up alarm
- Combination lamp (back)


Optional Equipment

- Side battery removal w/ Rollers
- Hi-Lo and Triplex uprights
- Sideshifters
- Double Aux Valves
- Cold Storage with Heaters
- Lights
- Cloth Full Suspension Seat
- Mini-Lever
- Mini-Joystick
- Various Cab-Versions
- Fork positioner



EASILY SERVICED

- The rear control cover is held in place by two retainers for easy service access from a standing position. On board diagnostics allow servicing mechanic to check fault codes via display without service tool.



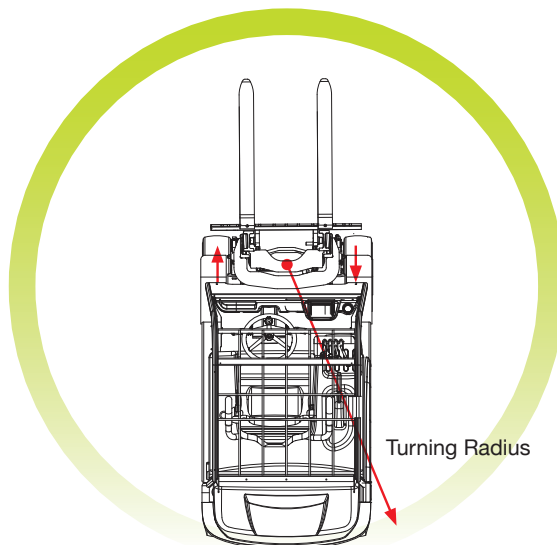
RUGGED UPRIGHT AND CARRIAGE

- **Hydraulic Cushioning Valves**
 - Silent Staging Reduces Shock & Vibration.
- **Nested I-channel Upright Rails**
 - Robust and warp resistant design
 - Smooth transitions between the upright stages
 - Wide vision window
 - Nested & interlocked cold rolled rails for strength & stability
 - Canted/angled totally sealed roller bearings - friction free
 - 6- Canted carriage rollers are standard



STABLE PLATFORM

- **Low center of gravity**
 - low positioning of battery between the axles gives a low center of gravity for optimum stability.
- **Speed control when cornering**
 - Reduces truck travel speed in turns.




POWERED REVERSING DRIVE MOTORS & ZERO TURN STEER AXLE (on GEX)

- **Pivot Point Between Drive Tyres**
 - Zero turn steer axle provides the tightest possible turning radius.
- **Twin motor drive**
 - Provides added traction, especially on wet or uneven surfaces.
- **Anti scuff protection**
 - Inside wheel power reverses in tight turn preventing scuffing of steer tyres like conventional 4-wheel trucks.
- **Steering Sensor**
 - Relays steer tyre position to controller.



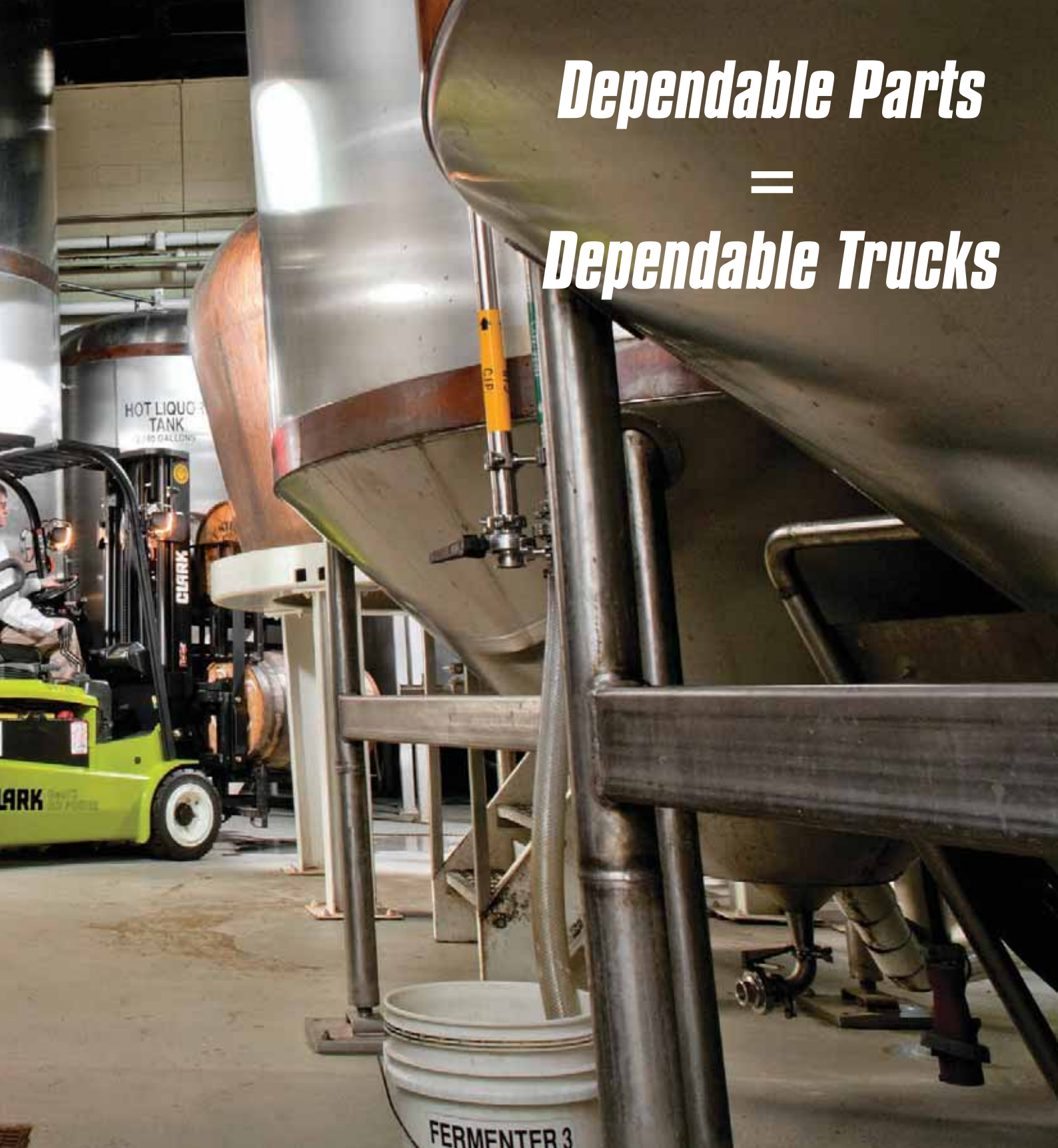
INTERACTIVE LCD DASH DISPLAY

- **Fully Adjustable/Programmable**
 - The operator can select from 4 pre-set performance modes.
 - Additional adjustments can be made to maximize performance in certain operations.
- **Alarm codes**
 - Indicates the current alarm code and stores previous alarm codes for quick access.
- **Password Protected**
 - Certain adjustments are password protected to allow only authorized operators to make adjustments.



- We don't just build forklifts. As a company, we are also focused on providing our customers with the best possible technical service support and aftermarket parts available.

- **The CLARK PartsPRO® System** is our industry-leading electronic parts and service documentation tool that provides dealers with a quick and accurate method of identifying parts for every CLARK forklift build since 1961. Parts Pro® ensures the availability of the most current technical information and has the unique capability to create parts manuals specific to your mixed CLARK fleet, making it simple



Dependable Parts = *Dependable Trucks*

to positively identify and order the correct part(s) from your local CLARK dealer. The right CLARK part - The First Time, Every Time.

- Even though our business starts with a quality, cost effective product, our organization understands that it is the support and service that help keep your business running at peak efficiency.

CLARK
BUILT TO LAST

BUILT TO LAST.®



CLARK EUROPE GMBH

Neckarstraße 37 · D-45478 Mülheim an der Ruhr

Tel: +49 (0)208-37 73 36-0 · Fax: +49 (0)208-37 73 36-36

Info-europe@clarkmheu.com · **www.clarkmheu.com**

4469461

GTX/GEX16-20S

Dealer: