

THE POWER OF CONNECTIVITY

QAS generators

Sustainable Productivity

Atlas Copco



THE POWER OF CONNECTIVITY

QAS GENERATORS

The QAS range is feature packed and comes with the ruggedness and reliability you demand from a generator. However, there are features that really set the QAS apart – we sum it up under the power of connectivity.

Firstly, QAS generators are built for multi-drop use and designed to be moved regularly. Whether that be a few metres or hundreds of miles, you can be assured of their easy, safe movement capabilities and guaranteed performance, even in the harshest conditions. This makes the QAS perfect for rental applications and heavy duty construction use.

These generators are also unrivalled when it comes to flexibility, thanks to their simple paralleling capability. We understand that your need for power can be ever changing. The modular design focusses on being able to connect multiple generators in the simplest way – making an installation that optimizes efficiency. The built-in Power Management System (PMS) enables the optimisation of fuel consumption and expands the generators' lifetime.



The QAS range provides complete power solutions, making this series the preferred choice for a wide range of applications throughout the world. Don't just invest in a power generator – Invest in a generator which has the power of connectivity!



 2H SERVICE
EVERY 1000H

GRANTED 100% LOAD
STEP CAPABILITY 

20% LESS
FOOTPRINT 

 10 MVA
STABLE POWER
15 SECONDS


50% HIGHER
RESALE VALUE
AFTER 5 YEARS 

DUAL STAGE FILTERING,
DOUBLE
LIFETIME 

Data may change depending on models.

WHEREVER YOU NEED POWER

The multi-drop solution.

www.atlascopco.com

Atlas Copco



QAS range



STANDARD FEATURES*

Integrated control and power cubicle:

- Qc1103 island mode (remote start) digital controller
- 4 Pole breaker with B-curve
- Earth leakage protection
- Dedicated socket compartment
- Emergency stop

Superior accessibility:

- 1-side serviceability (control panel side) through big access doors and panels
- Access to alternator (AVR and diode bridge)
- Full access to engine
- Direct radiator cleaning access
- External drain points access

Installation efficiency:

- Plug and play cable connection
- Pass through cable path, natural bend and strain relief
- Plexi cover for terminal board protection



ELECTRICAL OPTIONS*

- Qc2103™ (AMF controller)
- Qc4003™ (Paralleling applications controller)
- Dual frequency with switch
- Insulation monitoring relay
- 3-phase sockets configurations (dedicated frequency)
- 1-phase socket 16 A (RIM, PIN or CEE version)
- Neutral EDF
- PMG alternator
- Battery charger and battery cut-off switch
- Coolant heater
- Multi voltage variant with voltage selector



Transport efficiency:

- Integrated lifting structure with single elevation point
- Sturdy multidrop base frame with integrated forklift pockets
- 110% self containment

Performance:

- High cooling performance radiator with ParCOOL for 100% prime power operation
- Sound attenuated and rugged galvanized steel enclosure

Service efficiency:

- Decreased service downtime due to heavy duty fuel filtration system with water separator
- Extend engine life time because of Dual Stage Air Filtration with safety cartridge
- Oil drain pump
- Lockable external fuel filling point



MECHANICAL OPTIONS*

- Quick couplings for external fuel tank connection
- Frame with integrated long autonomy fuel tank
- Undercarriage adjustable towbar with brakes
- Towing eyes
- Refinery equipment (spark arrestor and air shut off valve)
- Cold start (synthetic oil filling)
- Cold flow (fuel additive)
- Custom colors

MAKE THE PERFECT POWER

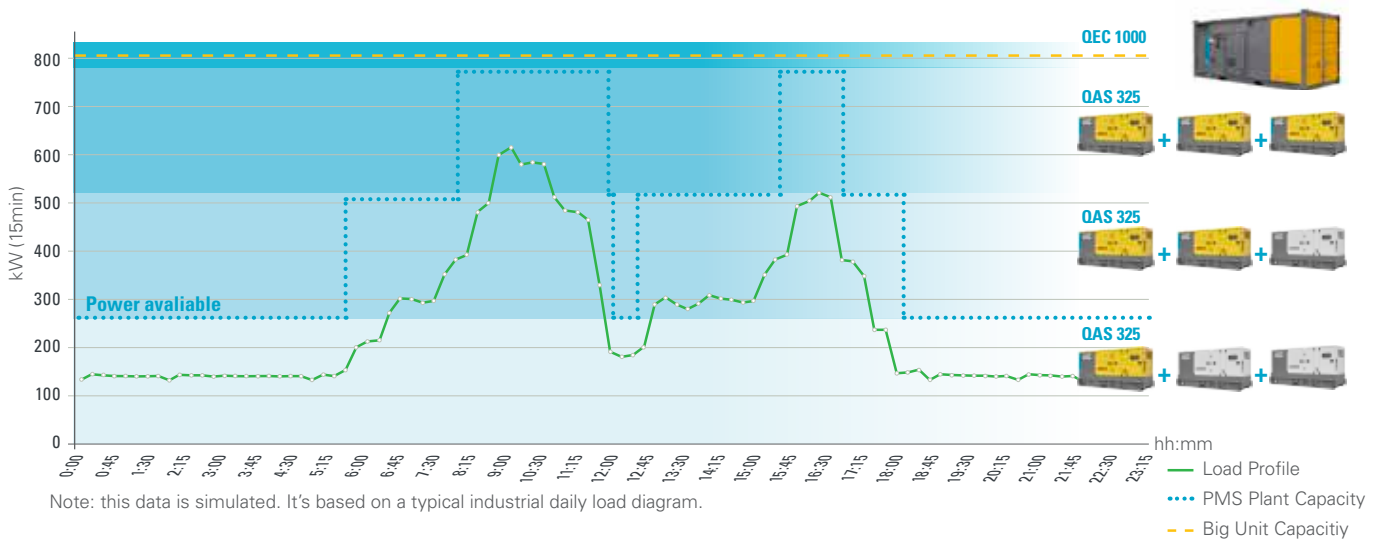
When you need power, maybe a single generator is not always the most efficient solution. Does the application load vary? Do you need prime power for long term projects on a remote site? Do you need a semi-permanent installation that can be upgraded or downgraded?

A **Modular Power Plant** (or paralleling multiple generators) is the efficient solution if you answered yes to any of the above questions. Simply, this is a configuration of generators working together.



* Optional from 80kVA.

We have developed a unique Power Management System (PMS). The PMS system enables the optimisation of fuel consumption and expands the generator's lifetime. PMS manages the quantity of generators running in parallel with load demand, starting and stopping units in line with increases or decreases in load. In this way, the load on each generator remains at a level which optimises fuel consumption. It also eliminates the need for generators to run with low load levels, which can cause engine damage and shorten the life expectancy of the equipment.



Just one example:

The deployment of a **1MVA** generator as a prime power source, taking the demand patterns of a typical industrial application as a guide, could mean **up to 1677 litres** of fuel being consumed each day. That compares with approximately 1558 litres of fuel if three 325 kVA generators were doing the same job. In this case, an estimated **annual fuel saving of €30.000** makes for a compelling case, not to mention **85 tons of CO₂ saved** over the course of a year.

THE POWER OF CONNECTIVITY

QAS generators

24/7 x 365 in over 180 countries.
Power is critical – there is no room for compromise!

Sustainable Productivity

Atlas Copco



QAS range



TECHNICAL DATA

Electrical data		QAS 14	QAS 20	QAS 30	QAS 40	QAS 60	QAS 80	QAS 100
Rated frequency (1)	Hz	50 60	50 60	50 60	50	50 60	50 60	50 60
Rated voltage (2)	V	400 480	400 480	400 480	400	400 480	400 480	400 480
Prime power (PRP)	kVA / kW	13,6 / 11 16 / 13	20 / 16 24,3/19,5	30 / 24 36 / 29	40 / 32	60 / 48 67 / 54	80 / 64 93 / 75	100 / 80 114 / 91
Rated standby power (ESP)	kVA / kW	15 / 12 17,6 / 14,3	22 / 18 27 / 21,5	33 / 26 40 / 32	44 / 35	66 / 53 74 / 59	88 / 70 103 / 82	110 / 88 125 / 100
Power factor cos φ		0,8	0,8	0,8	0,8	0,8	0,8	0,8
Rated current (PRP)	A	19,6 19,3	29 30	43,3 43,6	57,8	86,8 81,2	115,5 112,2	150 137
Single step load capability (G2) acc. ISO-8528/5	%	100	100	100	77	85 95	90 100	80 85
Fuel consumption								
Fuel tank capacity (Standard/optional long autonomy fuel tank)	l	115	115	92 / 282	92 / 282	149 / 298	250 / 592	250 / 592
Fuel consumption at 100% PRP load	l / h	3,5 4,3	4,9 5,3	7 8	9,5	14 17	19 22,8	23 26,7
Fuel autonomy at full load (Standard/optional long autonomy fuel tank)	h	33 26,7	23,5 21,5	13,2 / 37 11,5 / 32,2	9,7 / 27	10 / 20 7,5 / 16,5	12,1 / 28,7 10 / 24	10 / 23,7 8,6 / 20,4
Engine								
Model (EU Stage 3A / EU Stage 2 (3))		KUBOTA D1703M	KUBOTA V2403M-BG	KUBOTA V3300DI	KUBOTA V3800DI	PERKINS 1104D-44TG3 1104D-44TG2	PERKINS 1104D-E44TAG1	PERKINS 1104D-E44TAG2
Speed	rpm	1500 1800	1500 1800	1500 1800	1500	1500 1800	1500 1800	1500 1800
Rated net power (with fan)	kW _m	12,8 15,1	18,8 22,1	27 30,7	38	56,3 60	71,2 82	88,6 100
Aspiration		Natural aspired	Natural aspired	Natural aspired	Turbocharged	Turbocharged and intercooled	Turbocharged and intercooled	Turbocharged and intercooled
Speed control		Electronic	Electronic	Electronic	Electronic	Mechanical / Electronic	Electronic	Electronic
No. Of cylinders		3	4	4	4	4	4	4
Coolant		Parcool	Parcool	Parcool	Parcool	Parcool	Parcool	Parcool
Swept volume	l	1,7	2,4	3,3	3,8	4,4	4,4	4,4
Alternator								
Model		LEROY SOMER LSA 40 S3	LEROY SOMER LSA 40 M5	LEROY SOMER LSA 42.3 VS3	LEROY SOMER LSA 42.3 S5	LEROY SOMER LSA 42.3 L9	LEROY SOMER LSA 44.3 S3	LEROY SOMER LSA 44.3 S5
Rated Output (ESP 27°C)	kVA	16,5 20	22 27	35 42,4	45	66 79,5	88 105	110 131
Degree of protection / Insulation class		IP 23 / H	IP 23 / H	IP 23 / H	IP 23 / H	IP 23 / H	IP 23 / H	IP 23 / H
Noise level								
Sound power level (LwA)	dB(A)	86 90	88 92	91 93	91	89 93	91 95	91 95
Sound pressure level (LpA) at 7m	dB(A)	58 62	60 64	63 65	63	61 65	63 67	63 67

(1) 60Hz models available, please consult.

(2) Other voltages available, please consult.

(3) For EU Stage 2 basic data contact to Atlas Copco support.



Electrical data		QAS 125	QAS 150	QAS 200	QAS 250	QAS 325	QAS 400	QAS 500	QAS 630
Rated frequency (1)	Hz	50 60	50 60	50 60	50 60	50 60	50 60	50 60	50 60
Rated voltage (2)	V	400 480	400 480	400 480	400 480	400 480	400 480	400 480	400 480
Prime power (PRP)	kVA / kW	125 / 100 147 / 117	150 / 120 171 / 137	200 / 160 225 / 180	250 / 200 255 / 204	325 / 260 345 / 276	400 / 324 418 / 334	500 / 400 587 / 470	629 / 503 688 / 550
Rated standby power (ESP)	kVA / kW	137 / 110 161 / 129	165 / 132 188 / 150	220 / 176 248 / 198	275 / 220 280 / 224	341 / 273 380 / 304	445 / 356 460 / 368	550 / 440 645 / 516	700 / 560 756 / 605
Power factor cos φ		0,8	0,8	0,8	0,8	0,8	0,8	0,8	0,8
Rated current (PRP)	A	180 176	216,5 205,7	288 270	360	469 415	585 503	722 706	908 827
Single step load capability (G2) acc. ISO-8528/5	%	70 85	60 75	80 95	57 75	60 70	60 70	62 68	53 64

Fuel consumption									
Fuel tank capacity (Standard/optional long autonomy fuel tank)	l	360 / 980	360 / 980	496 / 1470	469 / 1470	640 / 1775	640 / 1775	970	860
Fuel consumption at 100% PRP load	l / h	26 32	30,6 39	41,4 49	51,4 56	68 71	83 87	102,6 118,6	124,4 136,9
Fuel autonomy at full load (Standard/optional long autonomy fuel tank)	h	12 / 32 9,8 / 26	10,3 / 27,2 8 / 21,3	10 / 33 8,5 / 28	8 / 27 8,4 / 24,6	9 / 24 8 / 23	7 / 20	8,8 7,7	7,3 6,6

Engine									
Model (EU Stage 3A / EU Stage 2 (3))		VOLVO TAD 750 GE / TAD 730 GE	VOLVO TAD 751 GE / TAD 731 GE	VOLVO TAD 753 GE / TAD 733 GE	VOLVO TAD 754 GE / TAD 734 GE	VOLVO TAD 1351 GE / TAD 1341 GE	VOLVO TAD 1355 GE / TAD 1344 GE	VOLVO TAD 1651 GE / TAD 1641 GE	VOLVO TWD 1643 GE
Speed	rpm	1500 1800	1500 1800	1500 1800	1500 1800	1500 1800	1500 1800	1500 1800	1500 1800
Rated net power (with fan)	kW _m	114 127	132 149	173 194	217 219	279 294	344 355	430 494	536 585
Aspiration		Turbocharged and intercooled	Turbocharged and intercooled	Turbocharged and intercooled	Turbocharged and intercooled	Turbocharged and intercooled	Turbocharged and intercooled	Turbocharged and intercooled	Turbocharged and intercooled
Speed control		Electronic EMS 2	Electronic EMS 2	Electronic EMS 2	Electronic EMS 2	Electronic EMS 2	Electronic EMS 2	Electronic EMS 2	Electronic EMS 2
No. Of cylinders		6	6	6	6	6	6	6	6
Coolant		Parcool	Parcool	Parcool	Parcool	Parcool	Parcool	Parcool	Parcool
Swept volume	l	7,15	7,15	7,15	7,15	12,8	12,8	16,12	16,12

Alternator									
Model		LEROY SOMER LSA 44.3 M6	LEROY SOMER LSA 44.3 L10	LEROY SOMER LSA 46.2 M5	LEROY SOMER LSA 46.2 L6	LEROY SOMER LSA 46.2 VL13	LEROY SOMER LSA 47.2 S4	LEROY SOMER LSA 47.2 M7	LEROY SOMER LSA 49.1 S4
Rated Output (ESP 27°C)	kVA	125 156	150 188	223	324 275	341 412	450 550	570 680	660 792
Degree of protection / Insulation class		IP 23 / H	IP 23 / H	IP 23 / H	IP 23 / H	IP 23 / H	IP 23 / H	IP 23 / H	IP 23 / H

Noise level									
Sound power level (LwA)	dB(A)	95 99	96 99	97 99	97 99	97 99	98 100	97 100	99 103
Sound pressure level (LpA) at 7m	dB(A)	67 71	68 71	69 71	69 71	69 71	70 72	69 72	71 75

COMPACT AND LIGHTWEIGHT

DIMENSIONS & WEIGHT

Dimensions and weight		QAS 14	QAS 20	QAS 30	QAS 40	QAS 60	QAS 80	QAS 100
Dimensions: L x W x H	mm	1780 x 870 x 1200		2100 x 950 x 1200		2260 x 1050 x 1430	2850 x 1100 x 1620	
Dimensions: w/optional long fuel tank	mm	*		2100 x 950 x 1500		2260 x 1050 x 1570	2850 x 1100 x 1740	
Weight: dry/wet	Kg	651 / 750	696 / 795	917 / 996	962 / 1041	1305 / 1433	1767 / 1982	1777 / 1992
Weight: w/optional long fuel tank	Kg	*	*	998 / 1241	1043 / 1286	1368 / 1624	1847 / 2356	1857 / 2366



Dimensions and weight		QAS 125	QAS 150	QAS 200	QAS 250	QAS 325	QAS 400	QAS 500	QAS 630
Dimensions: L x W x H	mm	3380 x 1180 x 1700		3770 x 1200 x 1880		4020 x 1390 x 2020		4800 x 1550 x 2290	
Dimensions: w/optional long fuel tank	mm	3380 x 1180 x 2100		3770 x 1200 x 2240		4020 x 1390 x 2310		*	
Weight: dry/wet	Kg	2230 / 2540	2300 / 2610	2889 / 3292	2999 / 3402	4185 / 4735	4485 / 5035	5594 / 6426	5941 / 6830
Weight: w/optional long fuel tank	Kg	2447 / 3290	2517 / 3360	3129 / 4393	3239 / 4503	4395 / 5884	4695 / 6184	*	*



*Standard tank is already long autonomy.

Check out videos on all of our products
 Visit www.youtube.com/atlascopeconstruct

PERFORMANCE IN ANY CONDITIONS

QAS generators

www.atlascopco.com

Atlas Copco



Portable Energy Solutions Portfolio

AIR COMPRESSORS

READY TO GO

- 1-5 m³/min
- 7-12 bar



VERSATILITY

- 7-22 m³/min
- 7-20 bar



PRODUCTIVITY PARTNER

- 19-64 m³/min
- 10-35 bar



Diesel and electric options available.

GENERATORS

PORTABLE

- 1,6-13,9 kVA



MOBILE

- 9-1250* kVA



INDUSTRIAL

- 10-1250* kVA



*Multiple configurations available to produce power for any size application.

DEWATERING PUMPS

ELECTRIC SUBMERSIBLE

- 275-16.500 l/min



CENTRIFUGAL DIESEL DRIVEN

- 833-9833 l/min



SMALL PORTABLE

- 210-2500 l/min



LIGHT TOWERS

LED



METAL HALIDE



ELECTRIC



Portfolio can change in different places in the world.

COMMITTED TO SUSTAINABLE PRODUCTIVITY

Atlas Copco's Portable Energy division has a forward-thinking philosophy. For us, creating customer value is all about anticipating and exceeding your future needs – while never compromising our environmental principles. Looking ahead and staying ahead is the only way we can ensure we are your long term partner.

www.atlascopco.com

Atlas Copco