

W/P

30

ELECTRIC 24 VOLT
3000 lbs.
(1360 kg)



CLARK®

THE FORKLIFT

GENERAL DATA & STANDARD DIMENSIONS

Pallet Specifications

| | inches | mm |
|-------------------------|--------|----------|
| Type: Double Faced Wood | | |
| Size: Length | 48 | 1219 |
| Width (min-max) | 32-48 | 813-1219 |
| Bottom Board | | |
| Nominal Thickness | 0.75 | 19 |

Available Fork Lengths

| Nominal Length | | Actual Length | |
|----------------|------|---------------|------|
| inches | mm | inches | mm |
| 32 | 813 | 32 | 813 |
| 36 | 914 | 36 | 914 |
| 42 | 1067 | 41.3 | 1049 |
| 48 | 1219 | 45.5 | 1156 |
| 60 | 1524 | 57.5 | 1460 |

Notes

Performance may vary +5% and -10% due to motor and systems efficiency tolerance. The performance shown represents nominal values which may be obtained under typical operating conditions with a standard machine.

ANSI/ITSDF and Insurance Classification

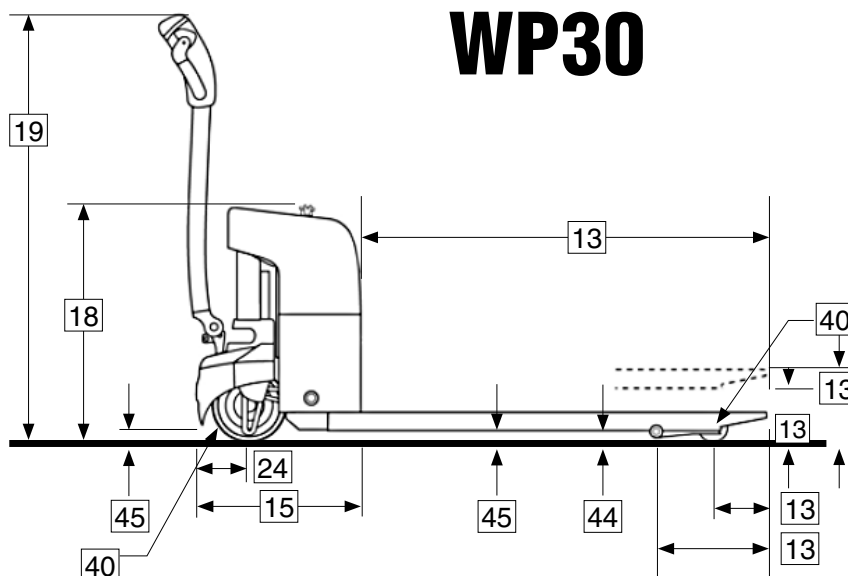
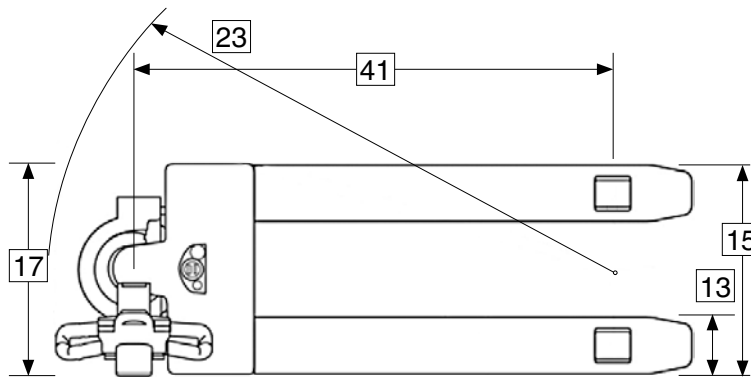
Standard truck meets all applicable mandatory requirements of Part III-ANSI/ITSDF B56.1 Safety Standard for Powered Industrial Trucks (latest edition at time of manufacture.)

Users should be aware of, and adhere to, applicable codes and regulations regarding operator training, use, operation and maintenance of powered industrial trucks, including:

- ANSI/ITSDF B56.1
- NFPA 505, fire safety standard for powered industrial trucks - type designations, areas of use, maintenance and operation.
- Occupational Safety and Health Administration (OSHA) regulations that may apply.

Contact your authorized CLARK forklift truck dealer for further information including operator training programs and auxiliary visual and audible warning systems, fire extinguishers, etc., as available for specific user applications and requirements.

Specifications, equipment, technical data, photos and illustrations are based on information at time of printing and are subject to change without notice. Some products may be shown with optional equipment.



STANDARD SPECIFICATIONS

| | | | | | |
|---------------------|----------------|--|----------------------------------|-------------|-----------------------------|
| General Information | 1 | Manufacturer | | Clark | |
| | 2 | Model | Manufacturer's Designation | WP 30 | |
| | 3 | Load Capacity | | lbs(kg) | 3000 (1360) |
| | 4 | Load Center | Fork Face Load CG | in(mm) | 24 (600) |
| | 5 | Power Unit | Electric | | 24 volt |
| | 6 | Operator Type | | | Walkie pallet |
| | 7 | Tire Type | Drive/Steer - load | | Polyurethane / Polyurethane |
| | 8 | Wheels (x=driven) | Front/Rear | | 1x / 2 |
| Basic Dimensions | 13 | Fork | Lift height to top of fork | in(mm) | 7.5 (191) |
| | | | Lowered height at heel/toe | in(mm) | 3.0 (76) |
| | | | Thickness | in(mm) | 1.9 (48) |
| | | | Width | in(mm) | 6.0 (152) |
| | | | Usable length ¹ | in(mm) | 45.5 (1156) |
| | 15 | Overall Dimensions | Length to Fork Face | in(mm) | 18.8 (478) |
| | | | Overall width, forks | in(mm) | 27.0 (686) |
| | 17 | | Width | in(mm) | 27.0 (686) |
| | 18 | | Height | in(mm) | 26.5 (673) |
| | 19 | Handle Height | Ground to tip of released handle | in(mm) | 49.0 (1245) |
| 23 | Turning Radius | | in(mm) | 58.0 (1473) | |
| 24 | Head Length | Front of frame to center of drive tire | in(mm) | 6.3 (160) | |
| Perfor. | 28 | Speeds | Travel Speed, Max w/ Load | mph(kph) | 2.5 (4.0) |
| | 29 | | Travel Speed, Max w/o Load | mph(kph) | 2.8 (4.5) |
| Wt. | 34 | Service Weight | Including battery | lbs(kg) | 450 (204) |
| Chassis | 39 | Tires | Number, Front/Rear | | 1 / 2 |
| | | | Size, Front | in(mm) | 8.26 X 2.76 (210X70) |
| | | | Size, Rear | in(mm) | 2.36 X 3.15 (60X80) |
| | | | Size, stabilizing casters | in(mm) | N/A |
| | 41 | Wheelbase | With forks lowered | in(mm) | 49.5 (1257) |
| | 44 | Ground Clearance | Minimum without Load | in(mm) | 0.3 (7) |
| | | | At center of wheelbase | in(mm) | 0.8 (20) |
| | | | At front of frame | in(mm) | 2.7 (68) |
| | 46 | Service Brake | Type | | Regenerative |
| | 47 | Parking Brake | Actuation | | Auto electromagnetic |
| | Steering | Type | | Pivot arm | |
| Drive Line | 48 | Battery | Type | | AGM |
| | | | Max. capacity (5 hr. rate) | Ah | 70 |
| | | | Weight, minimum | lbs(kg) | 111 (50) |
| | | | Weight, maximum | lbs(kg) | N/A |
| | 49 | Motors, Controls | Drive motor, diameter | in(mm) | 5.1 (129) |
| | | | Hydraulic motor, diameter | in(mm) | 3.0 (75) |
| | | | Drive motor control | | Curtis enAble 1212 |
| | | | Speed control | | Infinitely variable |
| | | | Hydraulic motor control | | Contactorm |
| | 57 | Hydraulic Pressure | For lift | psi | 1600 |

Notes: 1 Other fork lengths and widths combinations available.

WP STANDARD FEATURES & BENEFITS

DRIVE MOTOR

- 24-Volt permanent magnet DC drive motor increases efficiency and duty cycle.

BRAKES

- Parking brake is automatically applied when truck stops and handle is released.

HYDRAULIC SYSTEM

- Lift cylinder has durable, chrome-plated lift rod provides smooth lifting and lowering.



STANDARD BATTERY

- 70Ah (AGM) Absorbed Glass Mat battery pack for extended run times - up to 4.5 hours.

ON-BOARD CHARGER

- Standard 110V three-prong outlet plug for convenient charging.

STANDARD EQUIPMENT

- Quick disconnect EPD power cut-off, hour meter, and battery discharge indicator all come standard.

ERGONOMIC STEER/CONTROL HANDLE

■ Solid steel tubing

- Solid steel tubing arm and handle designed to outlast cast aluminum or plastic designs.

■ Operator Control

- Handle offers travel, lift and lower functions all accessible without the operator having to lift a hand from the handle.

■ Angle grips

- Designed to allow easy operation with either hand.

■ Wrap around steel guard

- Reversing switch, thumb control, and horn are standard.

■ Minimum steering effort

- Low mounted tiller arm offers excellent operator comfort.

■ Gas assisted spring handle

- Gently returns handle to vertical position.

■ Crawl speed function

- With the steer handle at 5° back-tilt from vertical position operator has ease of use in tight areas.



Available Equipment

- Variety Of Fork Sizes (27" X 48" Is Standard)
- Fork Widths: 18", 22", 27" (Standard)
- Fork Lengths: 32" (Popular for Beverage Industry), 36", 42", 48" (Standard), 60"
- Load Back Rest - 48" or 60"
- Optional Adjustable, Non-Marking Poly-Stabilizing Pads

Dealer

CLARK EQUIPMENT NZ LTD

TEL: 0800 262 222


FAX: 09 2749 803

INFO: sales@clarkeequipment.co.nz

www.clarkeequipment.co.nz

CLARK
THE FORKLIFT

CLARK INTERNATIONAL SOUTH PACIFIC
30 Salisbury Road, Hornsby NSW
Tel: 9477 8444 Fax: 02 9476 224
Info: clark@clarkeequipment.com
www.clarkforklifts.com.au



SERVICEABILITY

- Removable one piece power head cover allows for easy maintenance.